

📄 Optiqo WEB (/a/apps/gfmvras4/articles/site/collections/726254?language=en)


Article **11** **0** **0%** **0%** **0%**
 Overview Views Conversations Reacted

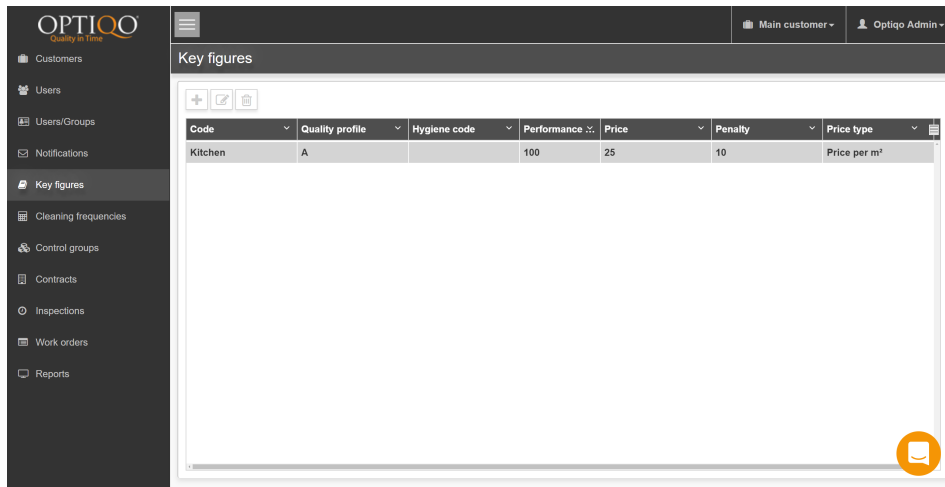
Published

<https://intercom.help/optiqo/en/articles/2207400-key-figures>
<https://intercom.help/optiqo/en/articles/2207400-key-figures>

Key figures

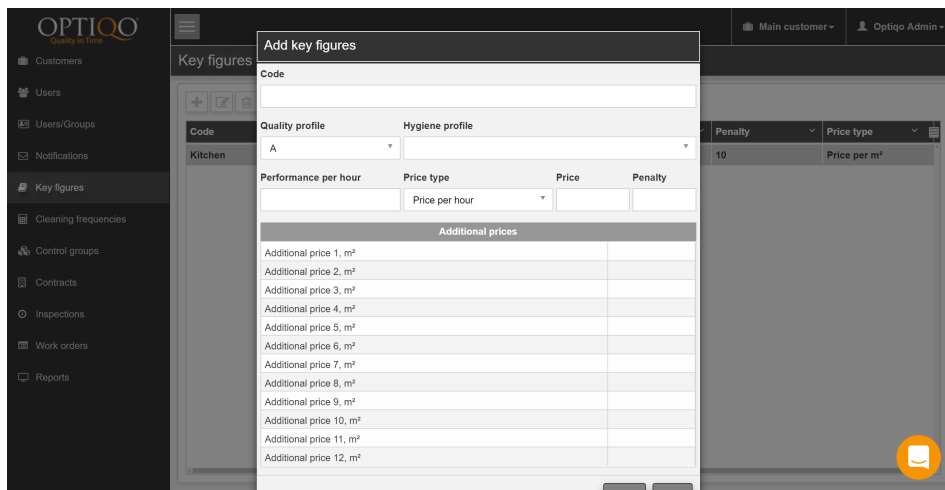
Key figures Optiqo WEB

 Written by David Freland
 Updated over a week ago



(https://downloads.intercomcdn.com/i/o/70780075/0b87c09ae5ded416aee6fe59/joxi_screenshot_1533564841042.png)

Here you can add, edit and delete key figures. This is used to setup penalties and cost per month. Cost per month will be calculated automatically on the tab "Contracts".



(https://downloads.intercomcdn.com/i/o/70780826/dee5f9948ad8458f69b39233/joxi_screenshot_1533564860433.png)

This is how it looks like when you add new key figures.