

Article **17** **0** **100%** **0%** **0%**
Overview **Views** **Conversations** **Reacted**

Published

<https://intercom.help/optiqo/en/articles/2207348-notifications>
<https://intercom.help/optiqo/en/articles/2207348-notifications>

Notifications

Notifications Optiqo WEB

Written by David Freland
 Updated over a week ago

Name	Description	Trigger on	Trigger source	Target	Language	Email subject	Con...
<input checked="" type="checkbox"/> 1 hour before		Control	Reminder (not started)	Email	English	test	
<input checked="" type="checkbox"/> Cleaning from inspection		Control	Feedback deviation image	Email Work order	English	A deviation was found	
<input checked="" type="checkbox"/> Cleaning Issues Notification		Event	Feedback deviation image	Email Work order	English	Cleaning Issues	
<input checked="" type="checkbox"/> Completed inspection	Completed inspection	Control	Reminder (completed)	Email	English	Inspection Completed	
<input checked="" type="checkbox"/> Fire extinguishers Notification		Control	Reminder (not started)	Email	English	Fire Inspection Not ...	
<input checked="" type="checkbox"/> Security Inspection Notification		Control	Feedback damage image	Email	English	Site damage	
<input checked="" type="checkbox"/> Snow Clearing E-mail Notification		Control	Feedback deviation image	Email	English	Issue with snow clea...	

(https://downloads.intercomcdn.com/i/o/70777562/454b03db4ab43ef8bb6b56eb/joxi_screenshot_1533563242030.png)

In this tab you can set up notifications to be sent out. For example if an inspection has not been done, an email notification will be sent out to specified person. Or, you can send out notifications everytime an error has been reported.

Add notification

General

Name:

Description:

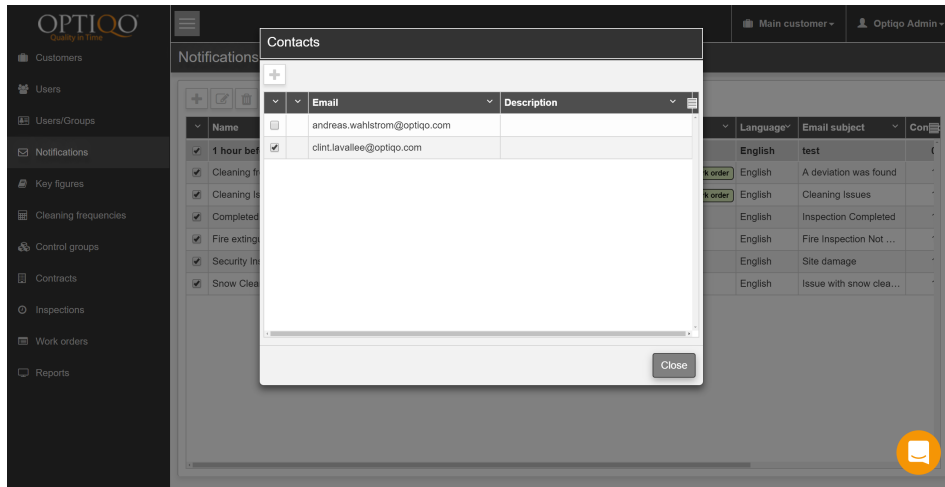
Trigger on: Trigger source:

Target:

Language: Email subject:

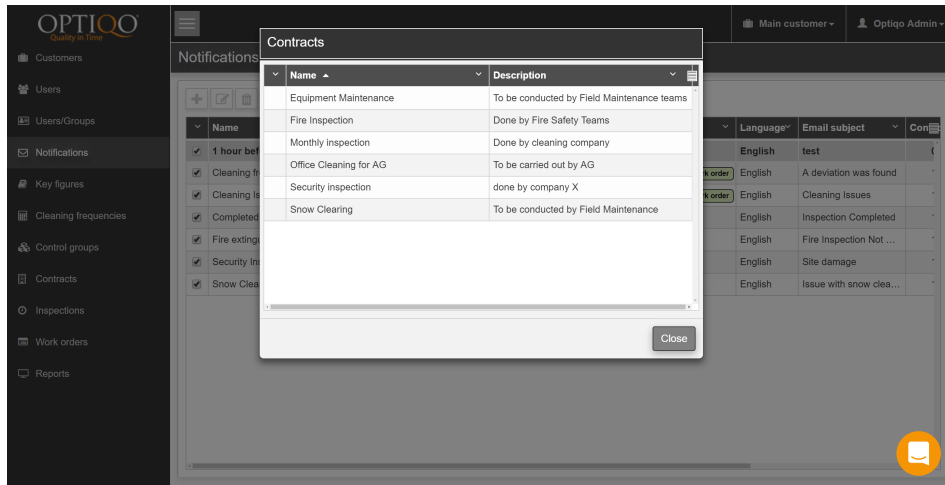
(https://downloads.intercomcdn.com/i/o/70777593/ec9b2082ea0d3e5fa7315d45/joxi_screenshot_1533563259367.png)

This is what it will look like when you add new notifications.



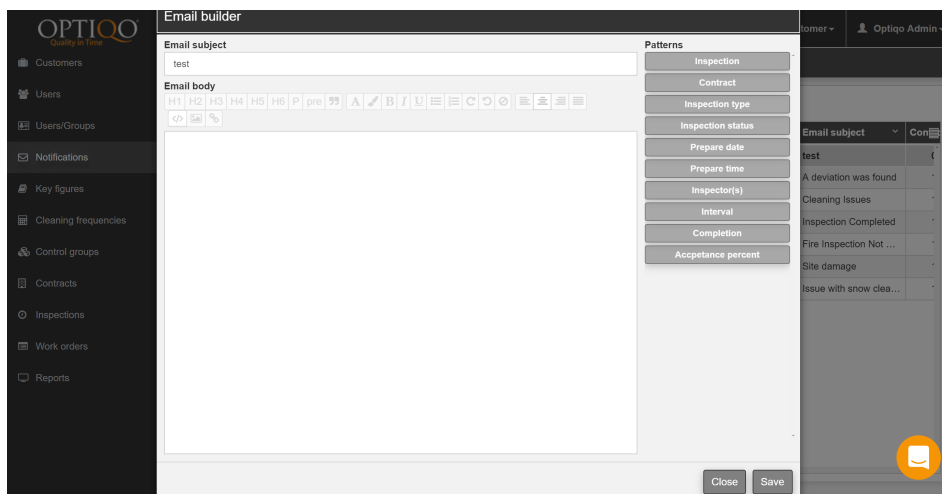
(https://downloads.intercomcdn.com/i/o/70777608/b6fb398c6f566b7497a0cedd/joxi_screenshot_1533563274503.png)

This is the email list of contacts that get the notifications.



(https://downloads.intercomcdn.com/i/o/70777620/9d3ff7e39dcc4354e17e7cdb/joxi_screenshot_1533563297727.png)

This is the contracts that are linked to the notifications. Doubleclick the empty box to add contracts.



(https://downloads.intercomcdn.com/i/o/70777627/0eeb1e99ed2e7642c05419d1/joxi_screenshot_1533563333670.png)

Here you can manage the email that will get sent out.