

Optiqo WEB (/a/apps/gfmvras4/articles/site/collections/726254?language=en)

Article Overview

0 Views

0 Conversations

Reacted

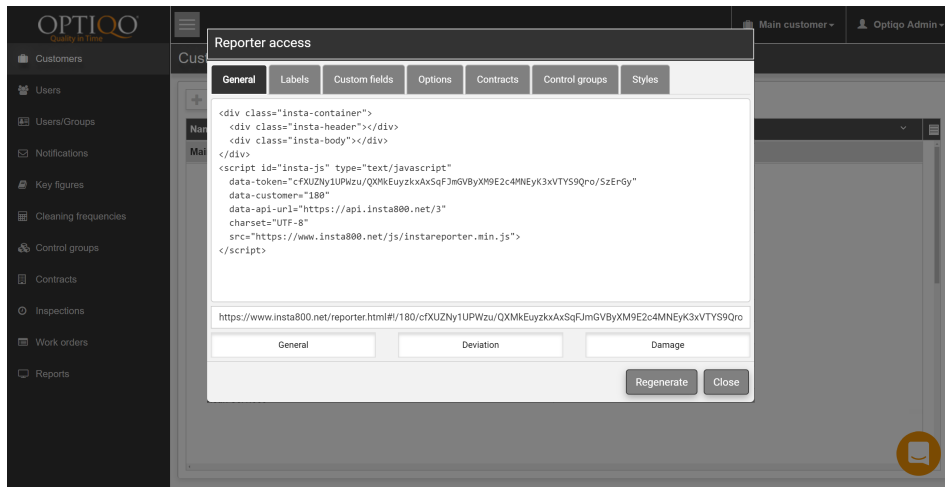
Published

https://intercom.help/optiqo/en/articles/2206832-reporter-access

Reporter Access

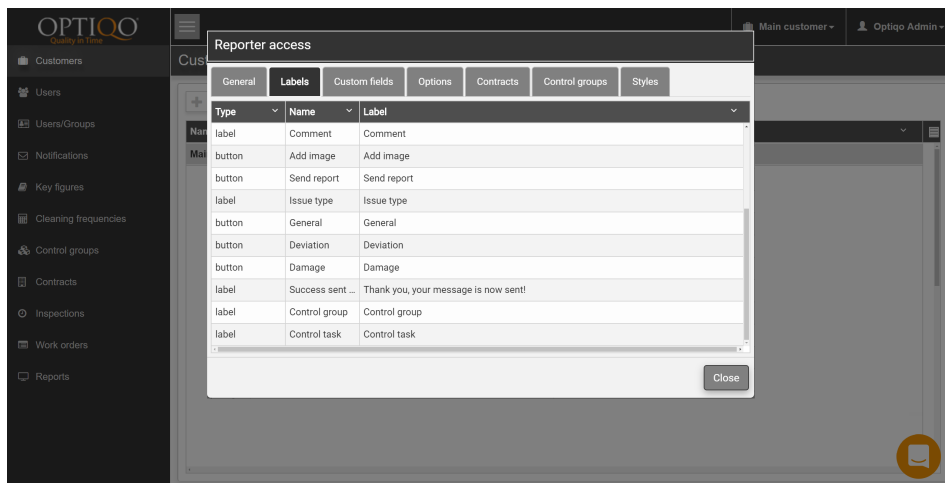
Customers Optiqo WEB

Written by David Freland Updated over a week ago



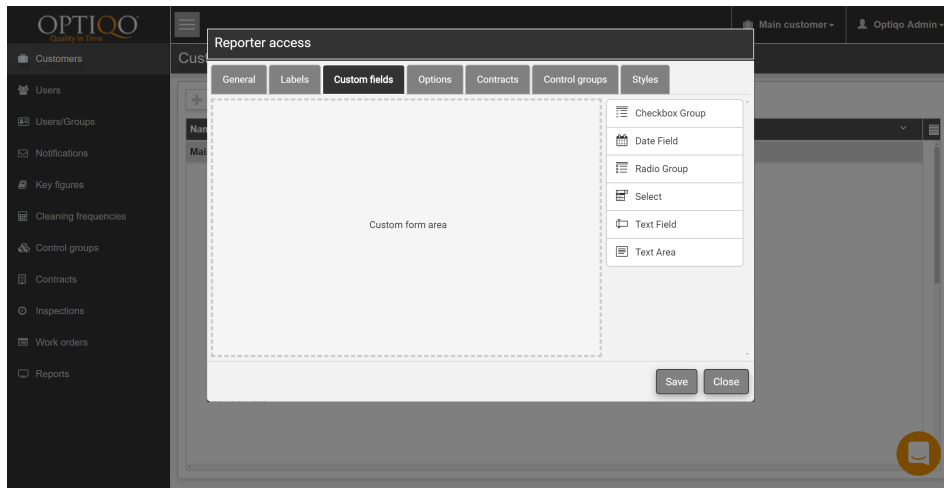
(https://downloads.intercomcdn.com/i/o/71248735/7f7c850b939b52a0c6e26f01/Reporteraccess1.png)

By pressing "Reporter access" you can get the url to report errors. You can also choose which type of error reporting to be used. Reporter access will setup different options for the error report webpage aswell as change the layout.



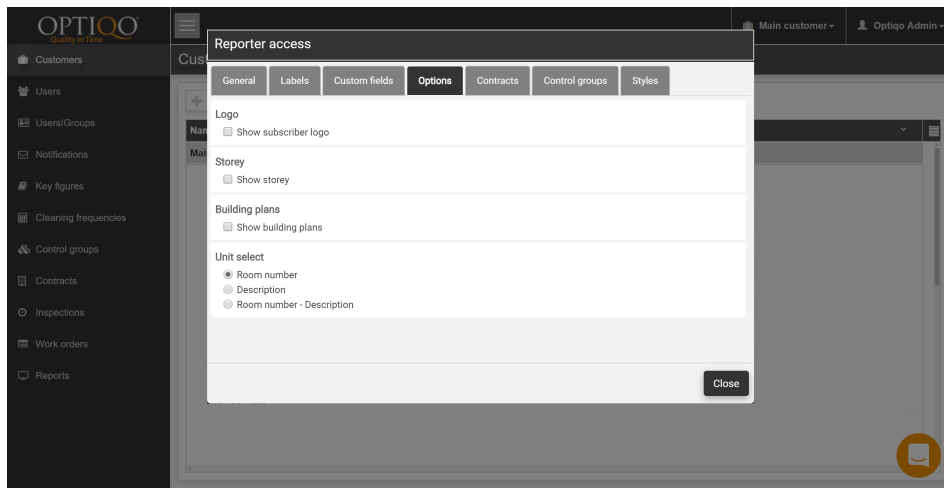
(<https://downloads.intercomcdn.com/i/o/71248776/b56504b5f40ead6b8a69496b/Reporteraccess2.png>)

Here you can change the name of the labels on the error report webpage to fit your needs.



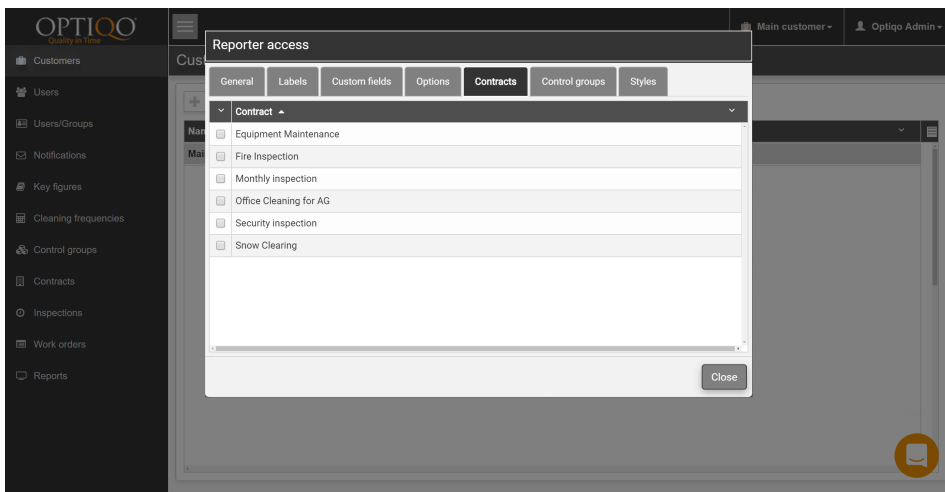
(<https://downloads.intercomcdn.com/i/o/71248799/4643a4043a8a4f132555984c/Reporteraccess3.png>)

Here you can add custom fields to the error report page.



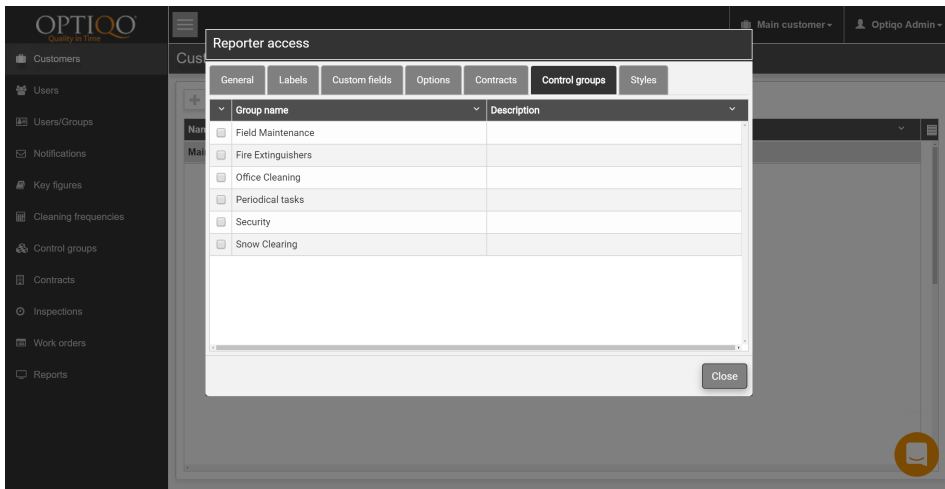
(<https://downloads.intercomcdn.com/i/o/71248843/0c6aed477f2c594e26b2b0d5/Reporteraccess4.png>)

Various options for the error report page.



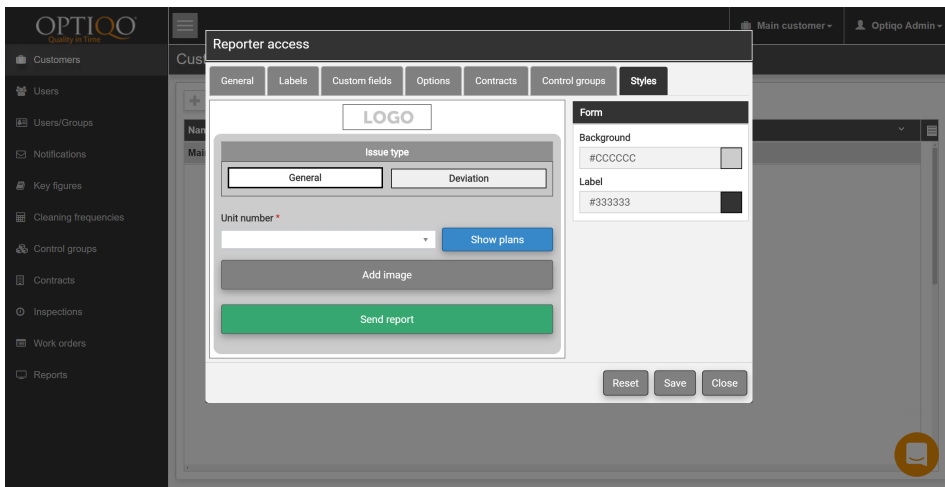
(<https://downloads.intercomcdn.com/i/o/71248857/7e1d0b1ba7dece98838e79f5/Reporteraccess5.png>)

Which contracts to choose from when reporting an error.



(<https://downloads.intercomcdn.com/i/o/71248889/7a420e388b1cb127a8e21f6f/Reporteraccess6.png>)

Which control groups to choose from when reporting an error.



(<https://downloads.intercomcdn.com/i/o/71248911/9749b7972d3e2b3188c759c6/Reporteraccess7.png>)

Various options to change the theme of the error report webpage.